




**Digital
Cleanup
Day**




**Digital
Cleanup
Day**




**Digital
Cleanup
Day**




**Digital
Cleanup
Day**




**Digital
Cleanup
Day**




**Digital
Cleanup
Day**




**Digital
Cleanup
Day**




**Digital
Cleanup
Day**




**Digital
Cleanup
Day**




**Digital
Cleanup
Day**




**Digital
Cleanup
Day**




**Digital
Cleanup
Day**




**Digital
Cleanup
Day**




**Digital
Cleanup
Day**



**Digital
Cleanup
Day**



**Digital
Cleanup
Day**





1.

Cancella le app che non usi

Digital Cleanup Day



2.

Cancella le foto duplicate

Digital Cleanup Day



3.

Pulisci e organizza l'archiviazione su cloud

Digital Cleanup Day



4.

Carica il tuo laptop solo quando deve essere caricato

Digital Cleanup Day



5.

Disdici le newsletter inutili

Digital Cleanup Day



6.

Cancella i vecchi account inutilizzati

Digital Cleanup Day



7.

Imposta la qualità video dei servizi di streaming su standard

Digital Cleanup Day



8.

Stabilisci orari di pausa dal cellulare

Digital Cleanup Day



9.

Cancella le vecchie chat

Digital Cleanup Day



10.

Prova a telefonare anziché mandare e-mail

Digital Cleanup Day



11.

Svuota il tuo cestino

Digital Cleanup Day



12.

Pulisci la cartella dei download

Digital Cleanup Day



13.

Riorganizza la tua archiviazione dei dati

Digital Cleanup Day



14.

Svuota la cache di cellulare e laptop

Digital Cleanup Day



15.

Fai ordine sul desktop

Digital Cleanup Day



16.

Incoraggia altre persone a fare lo stesso

Digital Cleanup Day