




**Digital
Cleanup
Day**




**Digital
Cleanup
Day**




**Digital
Cleanup
Day**




**Digital
Cleanup
Day**




**Digital
Cleanup
Day**




**Digital
Cleanup
Day**




**Digital
Cleanup
Day**




**Digital
Cleanup
Day**




**Digital
Cleanup
Day**




**Digital
Cleanup
Day**




**Digital
Cleanup
Day**




**Digital
Cleanup
Day**




**Digital
Cleanup
Day**




**Digital
Cleanup
Day**



**Digital
Cleanup
Day**



**Digital
Cleanup
Day**





1.
Supprime les applis que tu n'utilises pas

Digital Cleanup Day



2.
Supprime tes photos en double

Digital Cleanup Day



3.
Nettoie et organise tes clouds

Digital Cleanup Day



4.
Ne recharge ton ordinateur portable que lorsque c'est nécessaire

Digital Cleanup Day



5.
Désabonne-toi des newsletters inutiles

Digital Cleanup Day



6.
Supprime les anciens comptes que tu n'utilises pas

Digital Cleanup Day



7.
Règle la qualité vidéo du streaming sur standard

Digital Cleanup Day



8.
Fais une pause de téléphone portable

Digital Cleanup Day



9.
Supprime tes anciens historiques de chat

Digital Cleanup Day



10.
Essaie de téléphoner plutôt que d'envoyer des e-mails

Digital Cleanup Day



11.
Vide ta corbeille

Digital Cleanup Day



12.
Nettoie ton dossier de téléchargement

Digital Cleanup Day



13.
Réorganise ton stockage de fichiers

Digital Cleanup Day



14.
Vide le cache de ton téléphone portable et de ton ordinateur portable

Digital Cleanup Day



15.
Nettoie le bureau sur ton ordinateur

Digital Cleanup Day



16.
Encourage les autres à faire de même

Digital Cleanup Day